


# 4th Annual Downhillbillies Dixie Cup

Nov. 2, 2008 • Center St. • Statesville, NC

Database development by  
Dan Gesmer, SeismicSK8@aol.com



24 Top Bracket (32-16-8-4-2)

## "Duel on Center Street" Dual Giant w/SMALL Start Ramp, Open Elims

Qualifying Position	Racer No. & Name	Run 1						Winner & Margin
		Raw Time	Cones	Reaction Time	False Start	Final Time	Run Rank	
<b>Round of 32</b>								
1	Mig							
32	BYE							
16	Joe Iacovelli	29.176	0	0.147		29.176	3	Joe Iacovelli by 0.697 seconds
17	Jay Mishoe	29.473	2	0.235		29.873	5	
8	Steve Lavin							
25	BYE							
9	Michel Gamache							
24	BYE							
4	Cat Young							
29	BYE							
13	Carl Crieder	28.943	1	0.388		29.143	2	Carl Crieder by 2.63 seconds
20	Patrick Messina	DQ	0	0.484		-		
5	Rob Sydia							
28	BYE							
12	Jeremy Coffman	28.989	0	0.468		28.989	1	Jeremy Coffman by 2.42 seconds
21	Fatboy	31.409	0	0.356		31.409	10	
2	Chris Favero							
31	BYE							
15	Wesley Tucker	29.886	1	0.26		30.086	6	Wesley Tucker by 1.617 seconds
18	David Tolley	31.703	0	0.623		31.703	11	
7	Ron Olsen							
26	BYE							
10	Gib Lewis	29.552	1	0.323		29.752	4	Gib Lewis by 4.145 seconds
23	Mikael Kennedy	33.697	1	0.534		33.897	13	
3	Michael Peck							
30	BYE							
14	Gary Glasser	30.495	0	0.57		30.495	8	Gary Glasser by 0.594 seconds
19	Earl Cephas	31.089	0	0.757		31.089	9	
6	Bert Lumkin							
27	BYE							
11	Gabe Steptoe	29.938	1	0.745		30.138	7	Gabe Steptoe by 3.169 seconds
22	Darren Hodges	32.707	3	1.183		33.307	12	

		Run 2							
Raw Time	Cones	Reaction Time	False Start	Final Time	Run Rank	Winner & Margin			
29.729	0	0.345		29.729	4	Joe Iacovelli by 2.63 seconds			
DQ	0	0.255		-					
28.445	3	0.106		29.257	2	Carl Crieder by 2.796 seconds			
32.053	0	0.186		32.053	11				
30.291	0	0.464		30.291	7	Fatboy by 1.049 seconds			
29.242	0	0.464		29.242	1				
31.701	0	0.542		31.701	10	David Tolley by 1.403 seconds			
30.298	0	0.337		30.298	8				
DQ	0	0.699		-		Mikael Kennedy by 2.63 seconds			
29.579	0	0.409		29.579	3				
29.774	0	0.325		29.774	5	Gary Glasser by 1.851 seconds			
31.625	0	0.43		31.625	9				
DQ	0	0.712		-		Darren Hodges by 2.63 seconds			
30.163	0	0.622		30.163	6				

Round Winner & Combined Margin	
Mig (BYE)	
Joe Iacovelli by 3.327 seconds	
Steve Lavin (BYE)	
Michel Gamache (BYE)	
Cat Young (BYE)	
Carl Crieder by 5.426 seconds	
Rob Sydia (BYE)	
Jeremy Coffman by 1.371 seconds	
Chris Favero (BYE)	
Wesley Tucker by 0.214 seconds	
Ron Olsen (BYE)	
Gib Lewis by 1.515 seconds	
Michael Peck (BYE)	
Gary Glasser by 2.445 seconds	
Bert Lumkin (BYE)	
Gabe Steptoe by 0.539 seconds	

<b>Round of 16</b>							
1	Mig						Mig by 2.63 seconds
16	Joe Iacovelli	DNR				-	
8	Steve Lavin	28.479	0	0.218		28.479	5
9	Michel Gamache	28.290	0	0.524		28.290	4


DNR				-		Mig by 2.63 seconds	
29.213	0	0.371		29.213	10	Michel Gamache by 0.62 seconds	
28.295	1		0.049	28.593	8		

Mig by 5.26 seconds
Michel Gamache by 0.809 seconds

# 4th Annual Downhillbillies Dixie Cup

Nov. 2, 2008 • Center St. • Statesville, NC

Database development by  
Dan Gesmer, SeismicSK8@aol.com



24 Top Bracket (32-16-8-4-2)

## “Duel on Center Street” Dual Giant w/SMALL Start Ramp, Open Elims

Qualifying Position	Racer No. & Name	Run 1						Winner & Margin
		Raw Time	Cones	Reaction Time	False Start	Final Time	Run Rank	
4	Cat Young	28.207	0	0.359		28.207	3	Cat Young by 0.981 seconds
13	Carl Crieder	28.588	3	0.374		29.188	11	
5	Rob Sydia	28.690	1	0.432		28.890	8	Rob Sydia by 0.475 seconds
12	Jeremy Coffman	29.165	1	0.346		29.365	12	
2	Chris Favero	28.518	0	0.133		28.518	6	Chris Favero by 0.508 seconds
15	Wesley Tucker	28.826	1	0.163		29.026	10	
7	Ron Olsen	27.763	0	0.221		27.763	1	Ron Olsen by 1.258 seconds
10	Gib Lewis	29.021	0	0.593		29.021	9	
3	Michael Peck	27.873	0	0.428		27.873	2	Michael Peck by 1.657 seconds
14	Gary Glasser	29.530	0	0.44		29.530	13	
6	Bert Lumkin	28.589	0	0.107		28.589	7	Bert Lumkin by 1.204 seconds
11	Gabe Steptoe	29.793	0	0.495		29.793	14	

		Run 2							
Raw Time	Cones	Reaction Time	False Start	Final Time	Run Rank	Winner & Margin			
28.245	1	0.291		28.445	7	Cat Young by 2.63 seconds			
DQ	0	0.233		-		by 3.611 seconds			
27.951	0	0.365		27.951	2	Rob Sydia by 1.417 seconds			
28.693	1	0.626		28.893	9	by 0.942 seconds			
27.904	0		0.026	27.956	3	Chris Favero by 2.63 seconds			
DQ	0	0.361		-		by 3.138 seconds			
28.137	0	0.449		28.137	5	Ron Olsen by 1.147 seconds			
28.026	0	0.193		28.026	4	by 1.147 seconds			
27.670	1	0.431		27.870	1	Michael Peck by 3.271 seconds			
29.484	0	0.363		29.484	11	by 1.614 seconds			
28.387	0	0.104		28.387	6	Bert Lumkin by 2.696 seconds			
29.479	2	0.248		29.879	12	by 1.492 seconds			

Round Winner & Combined Margin
Cat Young by 3.611 seconds
Rob Sydia by 1.417 seconds
Chris Favero by 3.138 seconds
Ron Olsen by 1.147 seconds
Michael Peck by 3.271 seconds
Bert Lumkin by 2.696 seconds

Round of 8	
1	Mig 26.789 0 0.064 26.917 1 Mig by 1.578 seconds
9	Michel Gamache 28.295 1 0.15 28.495 6 by 1.578 seconds
4	Cat Young 28.327 1 0.277 28.527 7 Cat Young by 0.256 seconds
5	Rob Sydia 28.583 1 0.475 28.783 8 by 0.256 seconds
2	Chris Favero 27.642 0 0.002 27.642 2 Chris Favero by 0.851 seconds
7	Ron Olsen 28.493 0 0.56 28.493 5 by 0.851 seconds
3	Michael Peck 27.665 0 0.497 27.665 3 Michael Peck by 0.008 seconds
6	Bert Lumkin 27.673 0 0.179 27.673 4 by 0.008 seconds

26.689	0	0.156		26.689	1	Mig by 2.63 seconds	
DQ	0		0.235	-		by 4.208 seconds	
28.816	0		0.033	28.882	6	Cat Young by 0.035 seconds	
28.717	1	0.284		28.917	7	by 0.035 seconds	
27.707	0	0.103		27.707	4	Chris Favero by 1.247 seconds	
28.103	0	0.247		28.103	5	by 1.247 seconds	
27.412	0	0.396		27.412	3	Bert Lumkin by 0.023 seconds	
27.381	0	0.055		27.381	2	by 0.023 seconds	

Mig by 4.208 seconds
Cat Young by 0.035 seconds
Chris Favero by 1.247 seconds
Bert Lumkin by 0.023 seconds

Round of 4	
1	Mig 26.636 0 0.12 26.636 1 Mig by 1.552 seconds
4	Cat Young 28.188 0 0.275 28.188 4 by 1.552 seconds
2	Chris Favero 27.437 2 0.33 27.837 3 Bert Lumkin by 1.09 seconds
6	Bert Lumkin 26.747 0 0.068 26.747 2 by 1.09 seconds

27.201	1	0.196		27.401	3	Mig by 0.693 seconds	
27.894	1	0.091		28.094	4	by 0.693 seconds	
27.024	1		0.063	27.350	2	Bert Lumkin by 0.288 seconds	
27.062	0	0.169		27.062	1	by 0.288 seconds	

Mig by 2.245 seconds
Bert Lumkin by 1.378 seconds

Consolation Round	
4	Cat Young 27.912 1 0.031 28.174 2 Chris Favero by 0.129 seconds
2	Chris Favero 27.537 1 0.154 28.045 1 by 0.129 seconds

28.180	0	0.166		28.180	2	Chris Favero by 0.396 seconds	
27.584	1	0.111		27.784	1	by 0.396 seconds	

Chris Favero by 0.525 seconds
----------------------------------

Final Round	
1	Mig 25.956 1 0.144 26.156 1 Mig by 1.683 seconds
6	Bert Lumkin 27.439 2 0.034 27.839 2 by 1.683 seconds


26.613	0	0.331		26.613	1	Mig by 0.068 seconds	
26.481	1	0.008		26.681	2	by 0.068 seconds	

Mig by 1.751 seconds
-------------------------

# 4th Annual Downhillbillies Dixie Cup

Nov. 2, 2008 • Center St. • Statesville, NC

Database development by  
Dan Gesmer, SeismicSK8@aol.com



24 Top Bracket (32-16-8-4-2)

## "Duel on Center Street" Dual Giant w/SMALL Start Ramp, Open Elims

Qualifying Position	Racer No. & Name	Run 1					
		Raw Time	Cones	Reaction Time	False Start	Final Time	Run Rank
							Winner & Margin

Run 2					
Raw Time	Cones	Reaction Time	False Start	Final Time	Run Rank

Round Winner & Combined Margin

Final Results					
Final Position	Racer No. & Name	Qualifying Time	Qualifying Position		Points Earned
1	Mig	26.343	1		
2	Bert Lumkin	28.343	6		
3	Chris Favero	27.577	2		
4	Cat Young	27.892	4		
5	Michael Peck	27.618	3		
6	Rob Sydia	28.231	5		
7	Ron Olsen	28.464	7		
8	Michel Gamache	28.732	9		
9	Steve Lavin	28.689	8		
10	Gib Lewis	28.911	10		
11	Gabe Steptoe	29.188	11		
12	Jeremy Coffman	29.275	12		
13	Carl Crieder	29.476	13		
14	Gary Glasser	29.634	14		
15	Wesley Tucker	29.991	15		
16	Joe Iacovelli	30.048	16		
17	Jay Mishoe	30.793	17		
18	David Tolley	31.063	18		
19	Earl Cephas	31.089	19		
20	Patrick Messina	32.902	20		
21	Fatboy	33.184	21		
22	Darren Hodges	33.287	22		
23	Mikael Kennedy	33.423	23		